



# Let's Talk Today!™

## A Calendar of Daily Activities for Teaching Language Skills at Home

Dr. Jean Blosser, CCC-SLP, ASHA Fellow, NAP Fellow  
Creative Strategies for Special Education, ([www.CSSConsult.com](http://www.CSSConsult.com))  
SLP, Author, Speaker, Consultant  
Orders and Inquiries: [CSSEcalendars@gmail.com](mailto:CSSEcalendars@gmail.com)



# LET'S TALK TODAY!™

## *With Words and Love I Grow*

So much I'd like to tell you  
and so much I'd like to hear,  
So much that we can share in  
the times when you are near.

To offer words and thoughts,  
to share all that you feel,  
You take all my dreams  
and make them seem so real.

So much I've yet to learn,  
so much I need to know,  
By sharing all your wisdom,  
with words and love I grow.

– Eileen M. Daniel

Dear Parents:

Get ready to have fun and make a difference in your child's speech and language development!

**Let's Talk Today!** *A Calendar of Daily Activities for Teaching Language Skills at Home* helps children develop the critical language skills expected of young children ages 3 to 7. It is geared to the needs of children who are meeting typical language development milestones as well as those who may be demonstrating a language delay or disorder. The practical calendar format provides activities, ideas, and proven language intervention techniques for building children's skills through fun interactions and play.


Excellent opportunities for teaching your child important speech and language skills occur in your home each day! **Let's Talk Today!** encourages you to recognize and seize those opportunities and use them as teaching moments. While you and your family share experiences and talk about them, language learning can naturally take place. This method is more effective than merely asking children to repeat meaningless lists of words and sentences. Instead, he or she is actively engaged in experiences with you while learning the words, concepts, expressions, and sentence structures associated with the experiences. In other words, your child gets to spend time with you while learning the power of what language can do for him or her.

By using the **10 Tips for Success** *Language Teaching Techniques* during fun play and learning activities, you can promote language learning without totally disrupting your family routine. Most activities will only take 10 to 15 minutes to complete. They can be accomplished in the comfort of your own home or while exploring your community and neighborhood. Minimal supplies, materials, and costs are involved.

Laughing and chatting while playing will stimulate your child's interest, invite participation, and reinforce talking in a relaxed way.

Enjoy!

Jean Blosser, Ed.D., CCC-SLP  
ASHA Fellow, NAP Distinguished Fellow  
Creative Strategies for Special Education



# LET'S TALK TODAY!™

## LEARNING AND READING ARE LANGUAGE-BASED ACTIVITIES

In school, children are expected to reach the educational benchmarks outlined in the English Language Arts curriculum. You can take action to help your child acquire many of the critical speaking skills that form the foundation for literacy and classroom success, including:

- Using new vocabulary
- Describing people, places, actions, objects (size, shape, location, color)
- Giving and following instructions to perform tasks
- Asking and answering questions (who, what, where, when, how, why)
- Speaking in sentences using age appropriate grammar
- Participating and taking turns in conversations
- Expressing ideas and feelings with words
- Interacting socially with friends and family
- Reciting poems, stories, songs, jokes
- Recalling details and facts
- Following rules
- Solving problems
- Planning for future events
- And more

## 10 TIPS FOR SUCCESS – LANGUAGE TEACHING TECHNIQUES

Speech-Language Pathologists (SLP) have found the following techniques to be effective for improving children's speech and language skills. Use one or two techniques while engaging in the calendar activities. Depending on your child's age or special needs, the SLP or Teacher may suggest specific techniques.

1. ***Make talking fun.*** Enjoy spending time with your child while playing, exploring, reading, singing, storytelling and more.
2. ***Talk to yourself*** about what you are doing, thinking, and feeling while engaged in an activity. Encourage your child to listen and comment.
3. ***Describe actions*** while engaged in an activity. Talk about what each of you are doing, seeing, thinking, or experiencing.
4. ***Name and describe objects*** you use or see. Use words that relate to color, size, shape, and function.
5. ***Provide good speech examples.*** Speak in simple sentences. Model correct speech and grammar.
6. ***Talk naturally and casually.*** Don't over-exaggerate.
7. ***Listen*** to what your child has to say. Respond to questions, comments, ideas, plans, etc.
8. ***Expand upon your child's language attempts.*** Add to and build upon what your child says.
9. ***Read to your child often.*** Read books, cereal boxes, road signs, store advertisements, game directions, schedules, addresses and more.
10. ***Ask questions.*** Find out how much your child knows and understands about what you are doing and experiencing together.

# LET'S TALK TODAY!™

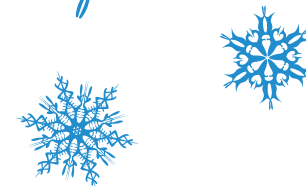

## A Calendar of Daily Activities for Teaching Language Skills at Home










### HOW TO USE THIS MONTHLY CALENDAR

1. Place the calendar where you and your child will see it daily – by your child's bed or on a wall, bulletin board, or refrigerator.
2. On the first day of the month, take a few minutes to write the appropriate date in the small square in the left corner of each large daily activity square. You may want to draw attention to special days such as upcoming birthdays, holidays, school events, visitors, or travel.
3. Decide when you or another family member can best do the activity with your child. Set that time aside for *talking time*. Consider the time devoted to an activity as *teaching moments*.
4. While enjoying an activity, talk about it! Give special attention to all *talking* experiences.
5. Use two or three of the ***Tips for Success Language Teaching Techniques*** while you are having fun together. Consider which tips seem to work the best and result in better speech and language.
6. Compliment and reinforce your child for any speech and language attempts. You can say, "Nice talking"; "I understand you"; "Your speech sounds great" and more.
7. Make sure your child knows that speaking attempts are meaningful. Answer questions. Give objects requested. Follow instructions. Listen to what your child is saying. Respond to questions and comments.
8. If you can't complete a specific activity on a given day or if your child struggles, you can:
  - Substitute 1 activity for another
  - Do 2 activities the next day
  - Repeat a previous favorite activity
  - Modify the activity to be more appealing
  - Make up your own activities based on your child's interests
  - Incorporate language-teaching techniques in another conversational activity during the day
9. When you discover an activity that is successful, make a happy face or star in the square on the calendar. Compliment your child to reinforce success.
10. Apply the ***Tips for Success Language Teaching Techniques*** to talking during activities throughout the day. Invite other family members, caregivers, relatives, and teachers to try out the activities and techniques. Tell jokes. Read. Make up stories. Laugh together.

***Have fun playing together and enjoy improved communication with your child!***














SUNDAY	MONDAY	TUESDAY	WEDNESDAY	THURSDAY	FRIDAY	SATURDAY
Describe things you would pack to spend the night at a friend's house. 	What's your favorite bedtime snack?	Measure 6 items. Which is the smallest? Biggest?	Make a job jar for the new year. Tell 2 jobs you like to do.	What's a joke? Learn to tell a joke. 	It's a new year. How will your family celebrate? Draw a picture.	Make up 2 New Year's Resolutions. What's a resolution?
What does rough mean? Find 5 things that are rough.	How does a toaster work? 	Pick a job from the job jar. Will you be working inside or outside?	Tell 3 things about your favorite book. Title? Characters? Story?	What does a Photographer do? Take some photos today. 	Look at 10 pictures on a phone. Describe what you see.	Fix your hair in a funny new style.
How tall are you? Name 5 people who are taller.	Plan a dinner. What will you eat, cook, drink?	Tell a story. Act it out by making shadows on the wall.	Look outside. Give a weather report. 	Describe 7 things you might see at a train museum.	Explain steps for cleaning your teeth. 	Demonstrate how to: <ul style="list-style-type: none"> <li>• roller skate</li> <li>• ice skate</li> <li>• skateboard</li> </ul> How are they the same? Different?
Look at your baby pictures. Who is in the photo with you?	What is a disguise? Put on a disguise.	Do 2 chores. What did you do? 	Spread crumbs outside for the birds. Watch them eat.	How many letters in your name? In your friend's name?	What do you know about snow?	Take turns playing Simon Says.
Watch a basketball game. Make up a sports report. 	Match up your socks. Describe colors and designs on them.	When is your birthday? What day of the week will it be on this year?	Measure everyone's arms. Whose are the longest? Shortest?	Talk in an accent during dinner.	What would you do if you were a Police Officer? 	Find out what the weather will be tomorrow.

## TIPS FOR SUCCESS

- ✓ Make talking fun
- ✓ Expand
- ✓ Ask questions
- ✓ Talk to yourself
- ✓ Describe actions
- ✓ Read
- ✓ Listen
- ✓ Name and describe objects
- ✓ Provide good speech examples
- ✓ Talk naturally












SUNDAY	MONDAY	TUESDAY	WEDNESDAY	THURSDAY	FRIDAY	SATURDAY
<p>What's a secret? Whisper a secret to someone.</p>	<p>Name 2 special days in February.</p>	<p>Did the groundhog tell us there will be 6 more weeks of winter?</p>	<p>Where do Chefs work? What do they do?</p> 	<p>Predict the weather. What type of clothes should you wear?</p>	<p>Tell 2 things about the jobs of each of these community helpers:</p> <ul style="list-style-type: none"> <li>• Police</li> <li>• Firefighters</li> <li>• Nurses</li> <li>• Teachers</li> </ul>	<p>What's it mean? I have a frog in my throat.</p> 
<p>Sort through a deck of cards. Find the hearts. Say the numbers.</p> 	<p>Make Valentine placemats for everyone in the house.</p>	<p>Name all red objects you can find in your house.</p>	<p>Talk about who you love and who loves you.</p>	<p>No screens! Play Cupid Says...</p> 	<p>What does a Cupid do?</p>	<p>Line up all of your red toys.</p>
<p>Explain how to wash your hands.</p>	<p>Describe your clothes:</p> <ul style="list-style-type: none"> <li>• colors</li> <li>• designs</li> <li>• pictures</li> <li>• fabrics</li> </ul>	<p>Clean-up time! What's hiding under your bed?</p> 	<p>Weigh your shoes. Which ones are the heaviest?</p>	<p>Everyone tell 1 place that makes them happy.</p>	<p>Who was Honest Abe?</p> 	<p>Freeze ice into funny shapes.</p>
<p>List the steps for making pudding for dessert.</p>	<p>Try to learn a magic trick. Give a magic show.</p> 	<p>Use a soft voice when talking during dinner.</p>	<p>Wear socks on your hands while playing with toys. What happened?</p>	<p>How should you dress for today? Where are you going? What are you doing?</p>	<p>What do you remember about community helpers' jobs?</p>	<p>Make up a story about 4 things you did today.</p>
<p>Tell 3 action steps for making chocolate milk.</p>	<p>Sing a song. Teach someone the words.</p> 	<p>Describe the items in a kitchen drawer.</p>	<p>Create a paper snowman family. Hang your picture in your room.</p>	<p>Learn and say your address.</p> 	<p>Before going to bed, tell 1 thing that was fun today.</p>	<p>Play Guess What I Am Thinking.</p>

## TIPS FOR SUCCESS

- ✓ Make talking fun
- ✓ Expand
- ✓ Ask questions
- ✓ Talk to yourself
- ✓ Describe actions
- ✓ Read
- ✓ Listen
- ✓ Name and describe objects
- ✓ Provide good speech examples
- ✓ Talk naturally











SUNDAY	MONDAY	TUESDAY	WEDNESDAY	THURSDAY	FRIDAY	SATURDAY
<p>What's it mean? "March comes in like a Lion!"</p> 	<p>Wear a blindfold. Feel a toy. Describe it.</p>	<p>Say and clap a message.</p>	<p>Look at family pictures. Who's who?</p>	<p>What healthy food did you eat today?</p> 	<p>Act out feelings:</p> <ul style="list-style-type: none"> <li>• happy</li> <li>• afraid</li> <li>• sad</li> <li>• surprised</li> </ul>	<p>What does a vacuum do?</p>
<p>Ask people what makes them laugh.</p>	<p>Listen to music. Sing along.</p>	<p>Find 5 triangle-shaped pictures in a book.</p>	<p>Point to green objects around your house.</p>	<p>Name 3 things that are:</p> <ul style="list-style-type: none"> <li>• fast</li> <li>• slow</li> <li>• old</li> <li>• new</li> </ul>	<p>Tell 2 things that make you happy.</p> 	<p>Tell steps to make a kite.</p> 
<p>Don't use your thumbs. Try to color a picture.</p>	<p>Draw a Pot of Gold.</p> 	<p>Draw a rainbow at the end of a Pot of Gold.</p> 	<p>What's a Leprechaun? What does he wear?</p> 	<p>Measure your height. How tall are you?</p>	<p>Make a wind chime with kitchen items.</p>	<p>Stand still. Name furniture you see.</p>
<p>Collect 5 small objects. What are they?</p>	<p>Give directions for brushing your teeth.</p>	<p>Sing a favorite song.</p>	<p>Hide a toy. Give hints to help someone find it.</p> 	<p>Describe 3 pictures in a book.</p>	<p>What's the weather?</p> <ul style="list-style-type: none"> <li>• snow</li> <li>• rain</li> <li>• sun</li> </ul>	<p>Who is your favorite TV character?</p> 
<p>Describe what you see. On your left? Right?</p>	<p>Play "I Spy" in the kitchen.</p> 	<p>Watch for road signs. What do they mean?</p>	<p>Plan an April Fool's Joke.</p>	<p>What rhymes with:</p> <ul style="list-style-type: none"> <li>• tall</li> <li>• boat</li> <li>• big</li> </ul>	<p>Describe your bedroom.</p>	<p>Find an old toy in your closet and give it to a friend?</p>

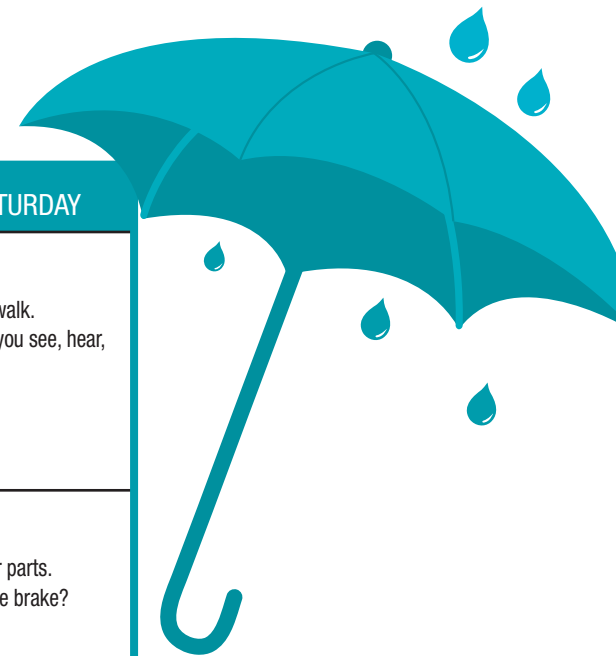
## TIPS FOR SUCCESS

- ✓ Make talking fun
- ✓ Expand
- ✓ Ask questions
- ✓ Talk to yourself
- ✓ Describe actions
- ✓ Read
- ✓ Listen
- ✓ Name and describe objects
- ✓ Provide good speech examples
- ✓ Talk naturally

# APRIL

## Let's Talk Today!™

SUNDAY	MONDAY	TUESDAY	WEDNESDAY	THURSDAY	FRIDAY	SATURDAY
Play an April Fool's Joke on a friend.	Stand. Look to your right. Describe 5 things you see.	Tell the directions for making a burger. 	How does a lawnmower work?	What's it mean? April showers bring May flowers.	Tap out a message on your knee.	Go for a walk. What do you see, hear, smell?
Find 5 round shaped objects outside.	What can you cut with scissors, a saw, a knife? 	Name 6 favorite toys.	What does a Firefighter do?	How are they the same or different? • firetruck • police car • ambulance	What will you do early tomorrow? 	Name car parts. What's the brake?
Talk about pictures of animals in a book.	What are 3 of your teacher's rules.	Tell steps for decorating Easter eggs.	Where can you hide decorated eggs? 	Dictate a letter. Send to a friend.	What's the opposite of: • short • hot • slow • full	What are favorite things to do on a playground? 
Go outside. Find signs of spring. 	Make a spring picture collage.	Make a kitchen band. Tell about each instrument.	Tell 2 things that make you excited.	Draw a bouquet of flowers. Describe it.	Tell how make a paper airplane. 	Name the vehicles that travel on: • land • water • air • tracks
Be a news reporter. Tell 3 things that happened today.	Look through a book. Find kids in action.	Name clothes while getting dressed.	What are some school words?	Learn about spring words: bugs, butterflies, flowers. 	Talk about the pictures on a cereal box.	Make up a story about a favorite Superhero.













### TIPS FOR SUCCESS

- ✓ Make talking fun
- ✓ Expand
- ✓ Ask questions
- ✓ Talk to yourself
- ✓ Describe actions
- ✓ Read
- ✓ Listen
- ✓ Name and describe objects
- ✓ Provide good speech examples
- ✓ Talk naturally

# MAY

# Let's Talk Today!™




SUNDAY	MONDAY	TUESDAY	WEDNESDAY	THURSDAY	FRIDAY	SATURDAY
Learn 5 traffic rules.	Make signs for the bedroom doors. 	Go outside and talk in echoes.	Everyone takes a turn. Lead your family in exercises.	Have you seen May flowers yet?	Read a story out loud.	What's an Artist do? 
Imagine how you will look when you grow up.	Take a walk. Leave a trail like Hansel and Gretel.	Remember something funny that happened. 	How many cousins do you have? Name them.	Parents: Tell about your childhood days.	Make a Treasure Box.	Put some favorite treasures in your box.
Treat mom like a Queen. 	Measure up. Whose legs are the longest? Shortest?	Talk very s-l-o-w-l-y during dinner.	What's an errand? Run an errand!	Surprise your neighbor with a spring bouquet. 	Make a macaroni bracelet.	How many inches have you grown since your birthday?
Find 10 things in your house in the shape of a circle.	Sort through cards. Find aces, kings, diamonds.	Plan for a trip to a zoo. What animals will you see?	Take turns. Play I live in the zoo and I am a (imitate an animal). 	Growl like a lion. Now be a cat. Are they the same or different? 	Line up your toys from big-to-little.	Name 3 farm animals and 3 jungle animals. 
Have you seen a parade? What was your favorite part?	What is Memorial Day? 	Help the birds. Hang strings on tree branches.	Learn the rhyme: One Potato, Two Potatoes.	Repeat these words in order: • boy • lady • man • dog	Whisper directions for setting the table.	Are you keeping your New Year's resolution?









## TIPS FOR SUCCESS

- ✓ Make talking fun
- ✓ Expand
- ✓ Ask questions
- ✓ Talk to yourself
- ✓ Describe actions
- ✓ Read
- ✓ Listen
- ✓ Name and describe objects
- ✓ Provide good speech examples
- ✓ Talk naturally

# JUNE

## Let's Talk Today!™













SUNDAY	MONDAY	TUESDAY	WEDNESDAY	THURSDAY	FRIDAY	SATURDAY
<p>What's it mean? Summertime is fun time?</p> 	<p>Make sock puppets. Give a puppet show.</p>	<p>Go to the library. Find a book about summer.</p>	<p>Build an obstacle course outside.</p>	<p>Mix dirt and seeds. Start a garden in an egg carton.</p>	<p>Wash the car.</p>	<p>Name 3 water safety rules.</p> 
<p>Make a picnic basket with a box.</p>	<p>Name 3 foods to put in your picnic basket.</p>	<p>Give directions for making a tasty treat.</p> 	<p>Make funny apple characters.</p> 	<p>Do a chore for your neighbor.</p>	<p>Plan a trip by land, water, air. Where will you go?</p>	<p>Think about a festival. What sounds would you hear?</p>
<p>Find pictures on the calendar of things we can:</p> <ul style="list-style-type: none"> <li>• ride</li> <li>• throw</li> <li>• plant</li> <li>• wear</li> </ul>	<p>Explain 4 steps for brushing our teeth.</p>	<p>School's out. Think of 10 ways to have summer fun.</p> 	<p>Everyone wears blue today.</p>	<p>What color are the vehicles on your street?</p> 	<p>Do something nice for Dad.</p>	<p>Look out the window. Rhyme words with what you see (tree, me, bee).</p>
<p>Read a story together. Act out the story.</p>	<p>Repeat the rhyme: 1, 2 Buckle My Shoe.</p>	<p>Name an animal that can:</p> <ul style="list-style-type: none"> <li>• gallop</li> <li>• hop</li> <li>• fly</li> <li>• waddle</li> </ul>	<p>Say your address and phone number.</p>	<p>Paint rocks. Place them in your neighborhood for others to find.</p>	<p>How many names can you think of that begin with the letter R?</p> <p><b>R</b></p>	<p>Play I Spy in the Kitchen.</p> 
<p>Who am I? I plant seeds. I drive a tractor. I grow food. I raise animals.</p> 	<p>Find toys that are vehicles.</p>	<p>What sounds can you hear at a baseball game?</p>	<p>Just clown around. Be silly.</p>	<p>Tongue Twister. Ron runs rapidly in the rain.</p>	<p>Recite your tongue twister.</p>	<p>Wear a blindfold. Describe objects that you touch.</p>

### TIPS FOR SUCCESS

- ✓ Make talking fun
- ✓ Expand
- ✓ Ask questions
- ✓ Talk to yourself
- ✓ Describe actions
- ✓ Read
- ✓ Listen
- ✓ Name and describe objects
- ✓ Provide good speech examples
- ✓ Talk naturally

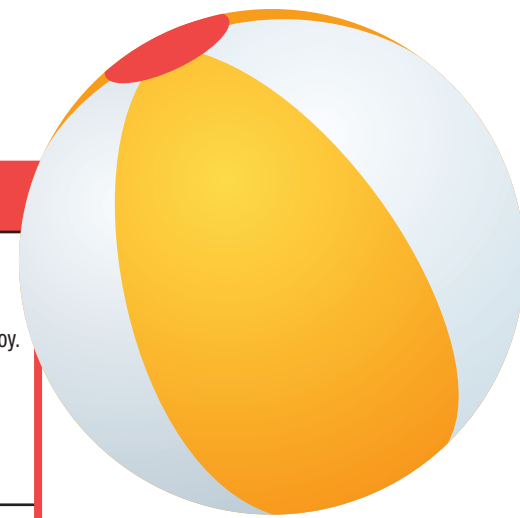











SUNDAY	MONDAY	TUESDAY	WEDNESDAY	THURSDAY	FRIDAY	SATURDAY
<p>Make a lemonade stand.</p> 	<p>Build a fort with sheets and blankets.</p>	<p>Which Superheroes wear a cape?</p>	<p>Look for objects in the shape of a square.</p>	<p>Why do we celebrate the 4th of July?</p>	<p>Sing Happy Birthday to the USA.</p> 	<p>Look for red, white and blue all around you.</p>
<p>Talk about fireworks. Describe the colors, sounds, dangers.</p> 	<p>Name 5 instruments in a marching band. Pretend to play them.</p>	<p>Investigate a bug with a magnifying glass.</p> 	<p>Use 3 words to describe your hair?</p>	<p>How does the washing machine work?</p>	<p>Make frisbees with paper plates.</p>	<p>Learn to play hopscotch. Teach someone else.</p>
<p>Name some summer vegetables.</p>	<p>Describe a vegetable. Parent guess.</p>	<p>Bounce 4 different kinds of balls. Which one bounces the highest?</p>	<p>Play baseball with the neighbors.</p>	<p>Count the lights in your kitchen, living room, bedroom. How many?</p> 	<p>Plan a pet show. What tricks will your pets do?</p>	<p>Think of a Cowboy. What does he wear?</p> 
<p>Go outside after dark. Sing Twinkle, Twinkle, Little Star.</p> 	<p>Name 4 ice cream flavors. What's your favorite?</p>	<p>Find 8 bright, shiny objects.</p>	<p>What's your favorite candy? Is it sweet, hot, chewy, chocolate, hard?</p>	<p>Fly a kite. What color is the tail? Is it windy enough?</p>	<p>Say a tongue twister, She sells seashells.</p> 	<p>Pack a picnic breakfast.</p>
<p>Find toys that feel soft.</p>	<p>Explain what you like about your friend.</p>	<p>Teach someone 3 exercises.</p>	<p>Teach a friend to play a video game.</p> 	<p>Take a hike. Talk about who and what you see.</p>	<p>What do you like to do at the playground?</p>	<p>Tell the steps for washing a car.</p>

## TIPS FOR SUCCESS

- ✓ Make talking fun
- ✓ Expand
- ✓ Ask questions
- ✓ Talk to yourself
- ✓ Describe actions
- ✓ Read
- ✓ Listen
- ✓ Name and describe objects
- ✓ Provide good speech examples
- ✓ Talk naturally












SUNDAY	MONDAY	TUESDAY	WEDNESDAY	THURSDAY	FRIDAY	SATURDAY
Name 5 fruits you like in your fruit salad.	Explain steps for making a peanut butter and jelly sandwich.	Tell 3 things you like about yourself.	Act out Goldilocks and the 3 Bears.	How are a bee and a bird the same? Different? 	Name three things that are made of: • glass • paper • plastic • metal	Make up a TV commercial about a toy.
Before bed, remember 5 things you did today.	A hair dryer. How does it work?	What's a promise? Make a promise and keep it.	Make up a story about a sailor, submarine, ocean, whale. 	Name 5 cool drinks for a hot day.	What supplies do you need for school? 	What's the weather today? Is it hot outside?
What's it mean? Make your room look ship-shape.	Tell your house number and street address. 	Describe 3 people who live in your neighborhood.	What city do you live in? Name fun things to see in your city.	What's the name of your school?	What grade are you in? Who is your teacher?	Does your school have a Mascot?
What does an Astronaut do? Play spaceship.	Tell some activities you can do at a festival.	Water flowers outside. What colors are they?	What cloud shapes do you see in the sky? 	Look around. Find oval objects.	Make a litter bag for your car.	Play shadow tag. Try to jump on someone's shadow.
Make a book with 1 page about each family member.	Learn the names of 2 dinosaurs. 	Decide what you will do later tonight.	Walk backwards. What is behind you?	Be a kitchen scientist. Soak pennies in ½ c water and 3 tbs. vinegar. What happened?	Tell a story about places you visited in August. 	Watch a cartoon. What was the story about?

## TIPS FOR SUCCESS

- ✓ Make talking fun
- ✓ Expand
- ✓ Ask questions
- ✓ Talk to yourself
- ✓ Describe actions
- ✓ Read
- ✓ Listen
- ✓ Name and describe objects
- ✓ Provide good speech examples
- ✓ Talk naturally










SUNDAY	MONDAY	TUESDAY	WEDNESDAY	THURSDAY	FRIDAY	SATURDAY
Line up your toy characters. What are their names?	Eat with chopsticks. Popsicle sticks will do.	Use a magnet. What can you pick up? 	What's the name of your school?	Explore the school building and playground.	Play flashlight tag. 	Organize your school supplies. 
Think of fun ways to celebrate Labor Day	What is Labor Day? 	Can you describe your classroom?	Plan a fun after-school activity. 	Decorate a box to hold your school papers.	Who can throw a ball... farther, faster, higher?	What are your classmates' names?
Gather rocks. Paint funny faces on them.	Hunt for objects with polka dots and stripes.	Explain 3 school rules. 	Watch a football game. What's your team's name?	Sort cards. Find the 10s, queens, diamonds etc.	Tell how to make macaroni and cheese.	Make a paper cover for your favorite book.
Walk around your neighborhood. Find things that start with "B".	Create a Superhero outfit with a pillowcase. Do amazing things!	Speak only in whispers for 15 minutes.	Tell 2 things you learned in school this week. 	How does a scale work? How much do you weigh?	Turn the lights out. Sing along to music.	Play freeze tag with friends or family.
Fix a healthy snack. 	Make a design with salt, glue, and water.	Talk about dreams.	Squeeze your own orange juice.	What does guess mean? Guess how old your grandparents are.	Bake something tasty with an adult. 	Name 5 games we play with a ball.

## TIPS FOR SUCCESS

- ✓ Make talking fun
- ✓ Expand
- ✓ Ask questions
- ✓ Talk to yourself
- ✓ Describe actions
- ✓ Read
- ✓ Listen
- ✓ Name and describe objects
- ✓ Provide good speech examples
- ✓ Talk naturally











SUNDAY	MONDAY	TUESDAY	WEDNESDAY	THURSDAY	FRIDAY	SATURDAY
What's it mean? Autumn is here!	We also call the season Fall. Why? 	What holidays do we celebrate in October?	Plan a scavenger hunt to find 10 things. What are they?	Invite your friends to your scavenger hunt.	Take an autumn walk. Gather bits of nature.	Find trees that are losing their leaves.
Jump in a pile of leaves. Why was it fun?	Make a nature mobile with the nature items you gathered.	Gather 10 leaves. Sort them by color, size, shape.	Create a picture rubbing with your leaves.	No screens tonight (TV or technology). What will you do?	Take a bubble bath. Make funny bubble designs. 	What does mom mean when she says Calm Down?
Watch a football game. Did you see a touchdown? 	Name something sweet, sour, salty, spicy.	What are your chores?	Put on a blindfold. Feel faces. Whose face is it? How do you know?	Create a potato family. Name them. Act out a story.	Can you think of 5 Halloween words?	Pick out a pumpkin. Describe its size and shape. 
Paint or carve your pumpkin. Will it be: • scary • happy • funny • sad	Roast pumpkin seeds in the oven. Be sure to ask for help.	Describe the Halloween costumes you and your friends will wear. 	Explain 4 safety rules for Trick of Treating.	Make a mask out of a paper bag.	Decorate a trick or treat bag. What Halloween characters did you draw?	Tell how to make a Jack o' Lantern. Where will you put it? 
Think of 6 friends. What costumes will they wear?	What's a scarecrow? Can you draw a scarecrow? 	Trick or Treat. What are your favorite treats?	Help put groceries away. Name pictures on the boxes and cans.	Fix a colorful fall snack. What foods will you eat?	Plan a hike. Tell what you would take, see, and do.	Describe your shoes as you line them up by the wall.

## TIPS FOR SUCCESS










- ✓ Make talking fun
- ✓ Expand
- ✓ Ask questions
- ✓ Talk to yourself
- ✓ Describe actions
- ✓ Read
- ✓ Listen
- ✓ Name and describe objects
- ✓ Provide good speech examples
- ✓ Talk naturally



SUNDAY	MONDAY	TUESDAY	WEDNESDAY	THURSDAY	FRIDAY	SATURDAY
Gather fall leaves and press them between waxed paper.	We vote in November. What does it mean to vote?	Who is the strongest? Vote for your favorite Superhero.	Create a picture collage of people doing their jobs.	What special holiday is in November? 	What are 4 symbols of Thanksgiving?	How many square objects can you spot in 10 minutes?
How can you help a kitten stuck in a tree? 	Tell what to do if you are late for school.	Coach a friend to do 5 exercises. 	Play the alphabet game. Name a word that starts with A, B, C etc.	What is an astronaut? Be an astronaut today. 	Tell a story about an imaginary friend.	Describe your favorite dog.
Visit a library and find a book about Thanksgiving. 	Listen to a story about Thanksgiving.	Who were the Pilgrims? How did they dress? 	Tell your family and friends thank you for their help.	How many days until Thanksgiving?	Everyone draw and color a hand turkey.	Draw a picture of people eating dinner together.
Help plan your Thanksgiving dinner. Yum!	Make a list of Thanksgiving food. 	Plan a holiday party. Who will come?	How will you decorate the table for Thanksgiving?	Ask everyone why they are grateful. 	What's it mean? Make a wish on a wishbone.	Tell a story all about your Thanksgiving Day.
Organize a family talent show.	Act like you are thirsty, hungry, sleepy, shy.	Practice first aid on a stuffed animal.	Name 4 things people can wear on their feet.	Play Follow the Leader.	Look out a window. Describe everything you see.	Name an animal that lives in a: • barn • hive • tree • nest • log • cage

## TIPS FOR SUCCESS

- ✓ Make talking fun
- ✓ Expand
- ✓ Ask questions
- ✓ Talk to yourself
- ✓ Describe actions
- ✓ Read
- ✓ Listen
- ✓ Name and describe objects
- ✓ Provide good speech examples
- ✓ Talk naturally

SUNDAY	MONDAY	TUESDAY	WEDNESDAY	THURSDAY	FRIDAY	SATURDAY
<p>Play restaurant. Take orders for healthy breakfast.</p> 	<p>Give a weather report. What's the weather today in your town?</p>	<p>Go outside. Close your eyes. Describe the sounds you hear.</p>	<p>Learn about different holiday customs: Christmas, Kwanzaa, Hanukkah.</p>	<p>What's a tradition? What are your family traditions?</p>	<p>Look at holiday photos from years ago.</p>	<p>What holiday treats does a Baker make?</p> 
<p>Bake and decorate holiday cookies.</p>	<p>Cut out 3 paper snowflakes. Hang them in your window.</p> 	<p>Give your favorite toys a bath.</p>	<p>Teach adults to play a kid game like Memory or Legos.</p> 	<p>Make a surprise gift for your friend.</p>	<p>Hide and seek. Go on a hunt for candy canes.</p>	<p>What are your favorite holiday decorations?</p>
<p>Help decorate your room for the holidays.</p> 	<p>Make holiday greeting cards. Dictate your message.</p>	<p>String popcorn. Decorate a tree outside.</p>	<p>Go caroling in your neighborhood.</p>	<p>Give a holiday tea party. Exchange cookies.</p> 	<p>Design your own wrapping paper with markers and stamps.</p>	<p>Go for a night walk to see the lights in your neighborhood.</p>
<p>Are you having visitors for the holidays? Who is coming?</p>	<p>Read all the holiday cards that come to your house.</p>	<p>Make table placemats with holiday cards.</p> 	<p>Have a fun celebration! Exchange homemade cards, ornaments, gifts.</p>	<p>Sing along with holiday music. Enjoy playing with family and friends.</p>	<p>Watch a holiday movie. Retell the story.</p>	<p>Name 3 fun things you did this year and 3 you want to do next year.</p>
<p>What's a favor? Do a favor for someone in your family</p> 	<p>This year is ending. Time to write down 2 New Year's Resolutions.</p>	<p>Dress very fancy to celebrate the New Year.</p>	<p>Volunteer to help a neighbor get a job done.</p>	<p>Describe 4 fun winter sports.</p> 	<p>Name 5 red and green foods.</p>	<p>Enjoy some quiet play today.</p>



## TIPS FOR SUCCESS

- ✓ Make talking fun
- ✓ Expand
- ✓ Ask questions
- ✓ Talk to yourself
- ✓ Describe actions
- ✓ Read
- ✓ Listen
- ✓ Name and describe objects
- ✓ Provide good speech examples
- ✓ Talk naturally